






ARFIN INDIA LIMITED

## Investor Update – Q3 – 2019-20



# Disclaimer



- *Certain statements in this release concerning our future growth prospects are forward-looking statements within the meaning of applicable laws and regulations, and which involve a number of risks and uncertainties, beyond the control of the Company, that could cause actual results to differ materially from those in such forward-looking statements.*
- *The risks and uncertainties relating to these statements include, but are not limited to, risks and uncertainties regarding fluctuations in earnings, our ability to manage growth, intense competition including those factors which may affect our cost advantage, wage increases, our ability to attract and retain highly skilled professionals, political instability and general economic conditions affecting our industry.*
- *Arfin India Limited, may, from time to time, make additional written and oral forward looking statements, including our reports to shareholders. The Company does not undertake to update any forward-looking statement that may be made from time to time by or on behalf of the Company.*
- *The Company also expects the media to have access to all or parts of this release and the management's commentaries and opinions thereon, based on which the media may wish to comment and / or report on the same. Such comments and / or reporting may be made only after taking due clearance and approval from the Company's authorized personnel. The Company does not take any responsibility for any interpretations / views / commentaries / reports which may be published or expressed by any media agency, without the prior authorization of the Company's authorized personnel.*

# Financial Performance - Income Statement



## INCOME STATEMENT (₹ in Lakhs)

### Quarter Ended

Particulars	31-Dec-19	30-Sep-19	31-Dec-18
<b>Revenue From Operations (Net of GST)</b>	<b>10,367.98</b>	<b>8,113.12</b>	<b>10,565.38</b>
Cost of Goods Sold	8,276.53	6,636.61	8,740.74
<b>Gross Profit</b>	<b>2,091.45</b>	<b>1,476.51</b>	<b>1,824.64</b>
<b>Gross Profit %</b>	<b>20.17%</b>	<b>18.20%</b>	<b>17.27%</b>
Employees Benefit Expense	128.30	125.51	144.47
Power & Fuel	304.41	227.11	263.11
Other Expenses	960.83	538.23	766.15
<b>Total Expenses</b>	<b>1,393.54</b>	<b>890.85</b>	<b>1,173.73</b>
Other Income	23.03	18.71	17.77
<b>EBIDTA</b>	<b>720.94</b>	<b>604.37</b>	<b>668.68</b>
<b>EBIDTA %</b>	<b>6.95%</b>	<b>7.45%</b>	<b>6.33%</b>
Depreciation & Amortization Expenses	70.46	67.29	56.42
EBIT	650.48	537.08	612.26
Finance Costs	386.67	339.19	273.87
<b>Profit Before Tax (PBT)</b>	<b>263.81</b>	<b>197.90</b>	<b>338.39</b>
<b>PBT %</b>	<b>2.54%</b>	<b>2.44%</b>	<b>3.20%</b>
Tax Expense	155.01	3.52	130.00
<b>Profit After Tax (PAT)</b>	<b>108.80</b>	<b>194.37</b>	<b>208.39</b>
<b>PAT %</b>	<b>1.05%</b>	<b>2.40%</b>	<b>1.97%</b>
<b>Basic Earning Per Share (₹)</b>	<b>0.68</b>	<b>1.22</b>	<b>1.43</b>
<b>Diluted Earning Per Share (₹)</b>	<b>0.68</b>	<b>1.22</b>	<b>1.43</b>

# Financial Snapshot



## Q3 FY20 Highlights

- The Company has reported Net Income From Operations of ₹ 10,368 Lakhs during the quarter ended December 31, 2019 in compare to ₹ 10,565 Lakhs during the previous year's quarter ended December 31, 2018.
- The Company has reported EBIDTA Margins of 6.95% of Net Sales during the quarter ended December 31, 2019 in compare to 6.33% of Net Sales during previous year's quarter ended December 31, 2018.
- The Company has reported EBIDTA of ₹ 721 Lakhs and Profit After Tax of ₹ 109 Lakhs for the quarter ended December 31, 2019.
- Basic and Diluted Earnings Per Share for the quarter was ₹ 0.68 Per Equity Share.

# *Thank You*

**REGISTERED OFFICE**

B-302, 3<sup>rd</sup> Floor, Pelican House,  
Gujarat Chamber of Commerce Building,  
Ashram Road, Ahmedabad-380009,  
Gujarat, India.

**IR CONTACT:** [investors@arfin.co.in](mailto:investors@arfin.co.in)

**TELEPHONE NO. :** +91 79 26583791

**CIN:** L65990GJ1992PLC017460

**WEBSITE:** [www.arfin.co.in](http://www.arfin.co.in)