



ECONOMIC TIMES, ENGLISH, TUESDAY, JANUARY 18, 2022

PAGE NO: 07

Sr. No.	Particulars	Quarter Ended		
		31-Dec-2021 (Unaudited)	31-Dec-2020 (Unaudited)	9 Months Ended 31-Dec-2021 (Unaudited)
1	Revenue from Operations (Inclusive of GST)	15,755.66	9,345.17	42,424.53
2	Net Profit / (Loss) for the Period (Before Tax, Exceptional and / or Extraordinary Items)	273.97	77.80	652.66
3	Net Profit / (Loss) for the Period Before Tax (After Exceptional and / or Extraordinary Items)	273.97	77.80	652.66
4	Net Profit / (Loss) for the Period After Tax (After Exceptional and / or Extraordinary Items)	258.03	126.86	605.06
5	Total Comprehensive Income for the Period [Comprising Profit / (Loss) for the period (After Tax) and Other Comprehensive Income (After Tax)]	258.03	126.86	605.06
6	Paid Up Equity Share Capital (Face Value of ₹ 10/- Each)	1,589.24	1,589.24	1,589.24
7	Other Equity (Excluding Revaluation Reserves as show in the Audited Balance Sheet)	-	-	-
8	Earnings Per Share (Before & After Extraordinary Items) (Face Value of ₹ 10/- Each)			
	Basic (₹)	1.62	0.80	3.81
	Diluted (₹)	1.62	0.80	3.81

Notes: The above is an Extract of the Detailed Format of Quarterly / Year to Date Financial Results filed with the Stock Exchanges under Regulation 33 of the SEBI (Listing Obligations and Disclosure Requirements) Regulations, 2015. The Full Format of the Quarterly / Year to Date Financial Results is available on the website of BSE Limited at www.bseindia.com and on the Company's website at www.arfin.co.in.

On Behalf of Board of Directors
For, Arfin India Limited


Sd/-
Mahendra R. Shah
Chairman & Executive Director
(DIN: 00182746)

Place: Ahmedabad
Date: January 17, 2022




NAVGUJARAT SAMAY- AHMEDABAD, GUJARATI, JANUARY 18, 2022

PAGE NO. 7




ARFIN INDIA LIMITED

Registered Office : B-302, 3rd Floor, Pelican House, Gujarat Chamber of Commerce Building, Ashram Road, Ahmedabad-380009; Gujarat, India.
CIN: L65990GJ1992PLC017460 ; Phone : +91 79 26583791, 92
Email : investors@arfin.co.in; Website : www.arfin.co.in




68.60
%

Sales Growth




64.18
%

EBIDTA Growth



103.40
%

PAT Growth



102.50
%

EPS Growth

EXTRACT OF THE STATEMENT OF UNAUDITED FINANCIAL RESULTS FOR THE QUARTER AND NINE MONTHS ENDED DECEMBER 31, 2021

(₹ in Lakhs Except Per Share Data)

Sr. No.	Particulars	Quarter Ended		9 Months Ended
		31-Dec-2021	31-Dec-2020	31-Dec-2021
		(Unaudited)	(Unaudited)	(Unaudited)
1	Revenue from Operations (Inclusive of GST)	15,755.66	9,345.17	42,424.53
2	Net Profit / (Loss) for the Period (Before Tax, Exceptional and / or Extraordinary Items)	273.97	77.80	652.66
3	Net Profit / (Loss) for the Period Before Tax (After Exceptional and / or Extraordinary Items)	273.97	77.80	652.66
4	Net Profit / (Loss) for the Period After Tax (After Exceptional and / or Extraordinary Items)	258.03	126.86	605.06
5	Total Comprehensive Income for the Period [Comprising Profit / (Loss) for the period (After Tax) and Other Comprehensive Income (After Tax)]	258.03	126.86	605.06
6	Paid Up Equity Share Capital (Face Value of ₹ 10/- Each)	1,589.24	1,589.24	1,589.24
7	Other Equity (Excluding Revaluation Reserves as show in the Audited Balance Sheet)	-	-	-
8	Earnings Per Share (Before & After Extraordinary Items) (Face Value of ₹ 10/- Each)			
	Basic (₹)	1.62	0.80	3.81
	Diluted (₹)	1.62	0.80	3.81

Notes: The above is an Extract of the Detailed Format of Quarterly / Year to Date Financial Results filed with the Stock Exchanges under Regulation 33 of the SEBI (Listing Obligations and Disclosure Requirements) Regulations, 2015. The Full Format of the Quarterly / Year to Date Financial Results is available on the website of BSE Limited at www.bseindia.com and on the Company's website at www.arfin.co.in.

Place: Ahmedabad
Date: January 17, 2022

On Behalf of Board of Directors
For, Arfin India Limited

Sd/-
Mahendra R. Shah
Chairman & Executive Director
(DIN: 00182746)